

Tales of the Unknown - FMP 2025

Repertoire based on themes from *Symphonie Fantastique Mvt 4* and the *Bach Flute Partita in A Minor - Sarabande*

▶ **IV. March of the Scaffold - Symphonie Fantastique (Berlioz) SCORE**

▶ **Bach - Flute Partita in A minor BWV 1013 - Root | Netherlands Bach Society**

Descriptive Words for Overall Feel:

- Dark, melodic, accessible, minimal
- Modern Cirque-like/fantasy
- Impending
- Mysterious
- Fantastical
- Hidden
- Enchantment
- Whispers
- Veil of Shadows
- Ethereal Glow
- Mystic Path
- Lost Realms
- Haunted Forest
- Veiled Secrets
- Moonlit
- Echoes
- Fading Memories
- Timelapse
- Spirit Guide
- Silent Watcher
- Enchanted Vines
- Glimmer
- Dark Light
- Dreamscape
- Hidden Realm

Visual Imagery:

There are endless ways to depict the show visually. Convey the mysterious (secretive/hidden) feel to explore the fantasy or fairytale route. The show could also be approached in a "dream-like" fashion; perhaps featuring a main character or "story teller"?

The show's feel can remain dark for the entire show. Or, the look and feel can begin dark showing little or no color turning more upbeat and colorful as the show progresses.

- Costume possibilities
 - Hoods
 - Wraps/shawls
 - Hats/headdresses
 - Wigs
 - Cloaks/robes/coats
 - Skirts
 - Gloves
 - Facemasks
 - Baldrics, fabric drops or custom designed performance wear

Tales of the Unknown - FMP 2025

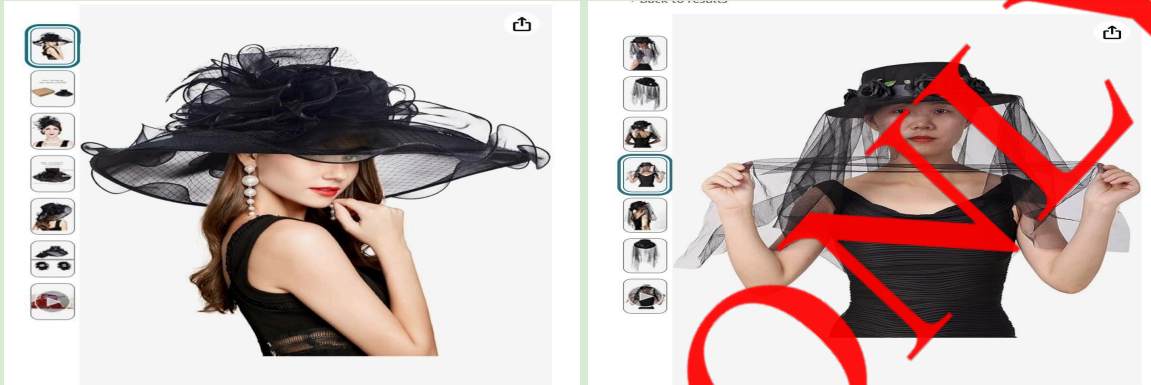
- Fabric Opportunities
 - Large/sheer draped over individuals and small groups
 - Draped over panels and other props as well
 - Flyovers (large and small)
 - Scrim
 - Backdrops/screens
 - Instrument bell covers
 - Tents and canopies
- Flats/Panels/Backdrops
 - Endless possibilities showing forests, faceless characters or "silhouettes"
 - Slits/openings could be created in the fabric of the panels for performers to move body parts in/out of as well as place flags and other equipment/props through them
- Other materials could work well for prop creation including:
 - Plexiglass
 - [Coroplast](#)
 - Wood
 - Panels on wheels
 - Boxes to conceal or even stand on
 - Shelter/shed/house facade
 - Doors or doorways openings
 - Trees, plants, branches, etc.
 - Field tarps (vinyl)
- Performers can be hidden behind others as well as mass drill forms, flats/panels, fabric, etc.
- One performer could serve as the main character or "storyteller/host" for the show
 - Their face could be hidden by a hood, a big floppy hat or a shroud of fabric
 - Reference the faceless umbrella man
 - Umbrellas could be used by one, a few or perhaps the entire colorguard in a portion of the show too



Tales of the Unknown - FMP 2025

Costuming Ideas

- A large floppy hat covering the face could be worn by the guard, drum major(s) or a featured performer
 - A DIY added veil of black mesh as shown in photos below would be a nice touch
 - The first photo shows the type of hat recommended and the second illustrates how a DIY veil can be easily added.



- For colorguard costumes, something dark and mysterious that contrasts the musician costumes would be effective
 - The one below illustrates this and incorporates a subtle reveal of color as described earlier. It would not require an overlay of any kind



Tales of the Unknown - FMP 2025

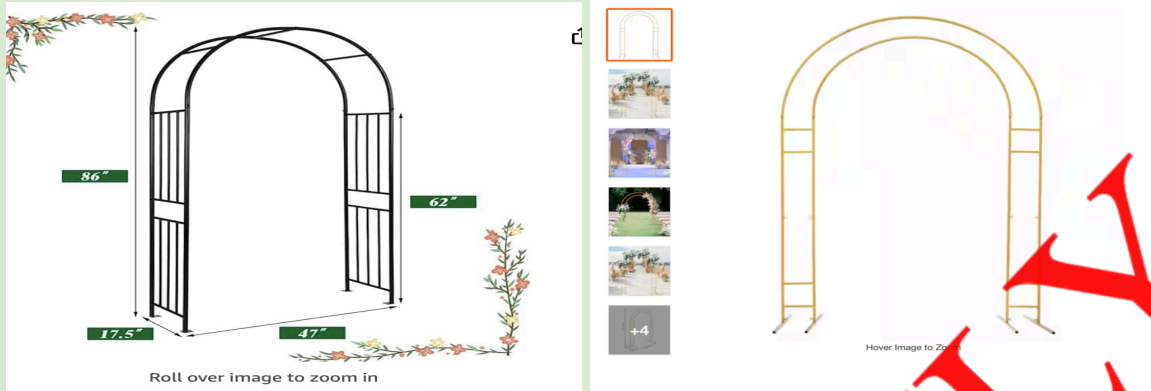
- The example below brings more saturated color into focus but would require an overlay for a "reveal/removal." This could occur in Mvt 3 when the musical feel turns more celebratory
 - Economical overlay dresses (as the one pictured) can be found on *Amazon*



Archways/Grape Arbor Proj. Idea

- A more unique approach could be using archways (grape arbors) to create a look
- They could be used to frame or close in the field (*Home Depot, Lowes, Amazon, etc.*)
- The arbors could frame or close down the field depending on band size
 - The archways could be stark and painted black or be draped with dark fabric. The fabric could be removed to reveal flower garlands of multiple colors.
 - Each of these can be decorated as full or as sparse as the budget allows
- Arches and garlands can be found through a variety of vendors

Tales of the Unknown - FMP 2025



Below are images created on Pyware to illustrate scale



Tales of the Unknown - FMP 2025

Potential Silk Designs:

Play off the idea of an evolving color reveal throughout the show.


Part 1 - A "peek" of color to hint at the mysterious feel and the evolution of color as the show progresses.



Part 2 - A simple black umbrella treated with glitter

- The black background would provide a unifying backdrop for the ensemble moments
 - An added scarf or streamer (corresponding color to the glitter) could be attached on the inside and secured with a tab of velcro to be released for the large impact moment at M. 30 for an extra effect if desired
- Another option is for each umbrella to be embellished with its own color
 - Bringing the guard out randomly with varied colors could represent the highlighting of "each memory" as the guard "floods" onto the field.
- If a "faceless" soldier is utilized they might reveal some color in their costume for this show segment. This would be an effective way to foreshadow a full color reveal by all guard in Part 3.

Tales of the Unknown - FMP 2025



Part Two: Memories
Large golf umbrella embellished with glitter and foil dot using spray adhesive.

This can be done in silver/black as shown or with a variety of colors to hint at the coming color reveal.

Part 3 - This is the same flag design as Part 1 but now in full color to portray the enlightenment intended as the show concludes.



Tales of the Unknown - FMP 2025

End of Show Fabric Flyover - If resources allow, a large fabric "flyover" could occur at M. 60 of Part 3. This design is a skyscape of rainbow clouds to enhance the "enlightenment" aspect of the show.



Although difficult to see in this small image, a canvas/watercolor idea is incorporated to stay consistent with the motif established in the flag designs.

Visual Production Ideas

Mvt 1

M 1-8 - Focus on one or a few guard members without equipment to start to create a sense of intrigue and intimacy. Everyone else freezes/poses to "zoom" in on the featured performer.

M 9-16 - Focus clarinets closest to the audience and other reeds here with a few more guard members added on. Brass could stay frozen if desired. If brass cues played at M 15-16 suggest facing away from the audience.

M 19-28 - Motion from all creating intrigue. All or at least brass face away from the audience.

- M 27-28 anyone facing away turns toward the audience here
- All guard (on flag) involved now but not showing fabric or color yet

M 27-37 - First major unified impact of the show moving toward the audience. First appearance of flag color by all guard. Call can move in single-time or in half-time to portray a majestic feel.

- M 31-32 - All can hold and add choreography or all move in half-time
- M 33-35 - All can hold for culmination
- M 36-37 - All stay halted for audience reaction

M 38-41 - Focus battery while changing look for new feel at M 42. If weapons are desired, transition here. Get trumpet soloists to focus area for their upcoming feature.

M 42-49 - Intimate focus on trumpet solo/duet with smaller group of guard. Use this time to move winds into sections for layering orchestration at M 50.