

Storyboard:

VENN

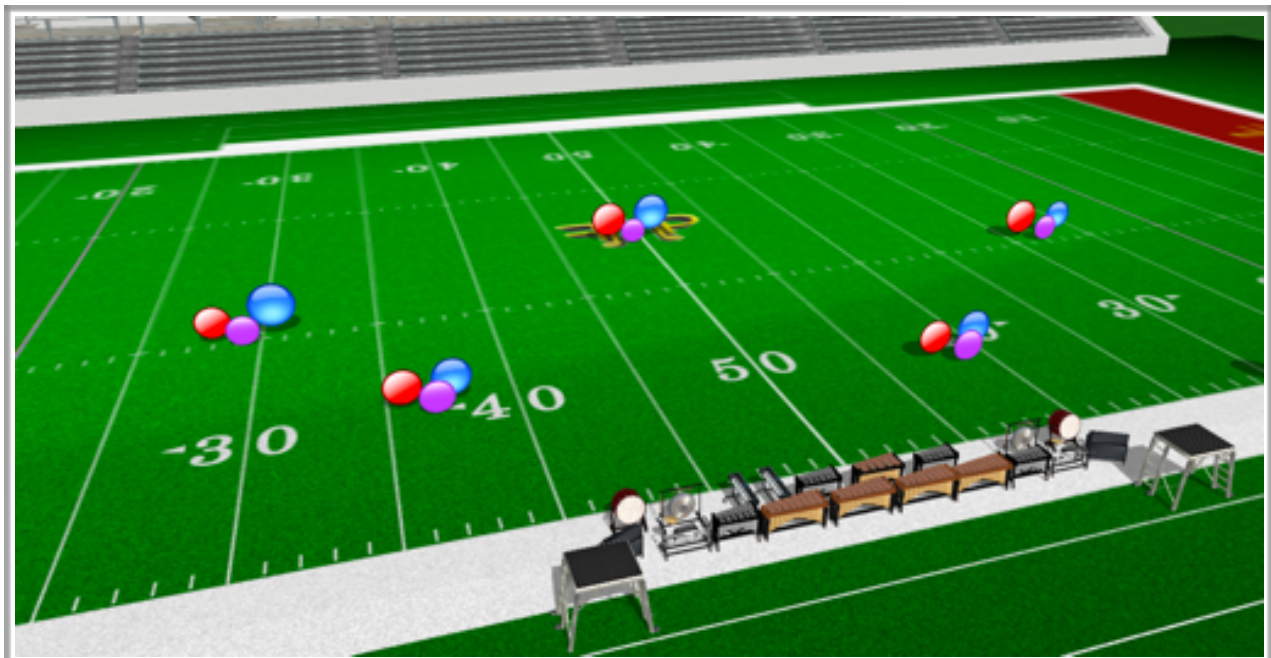
— OVERVIEW —

VENN presents the idea that three independent thoughts can come together to create something even greater. It is a musical and visual representation of finding commonality between us and creating something better and greater than before. Matt Hightower - wind composer and Josh Powell - percussion composer, have composed an uplifting exciting score that combines solos, small ensembles, driving tempos, and big impacts all making this show a hit with any audience. To further enhance the listeners' experience, Jeremy Thompson has created custom sound effects to help bring the score to life. The musical textures and ideas are supported by the visual design focusing on three main concepts. The first is the inclusion of groups of three and the importance of three overlapping ideas throughout the show. The second is the suggested color palette and the combination of red and blue that combine together to create purple. The visual concept is derived from the overlaying of circles as found in a traditional Venn diagram. Together these three visual concepts create continuity and connection to the musical phrases and ideas and to the audience.

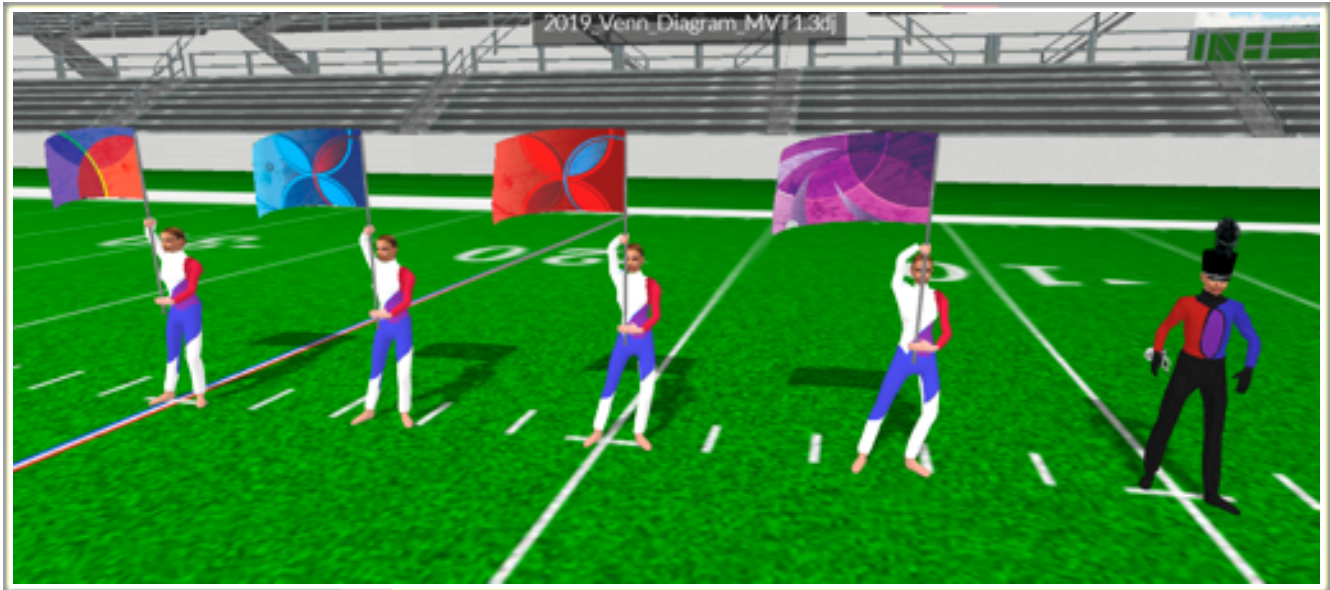
— SET DESIGN —



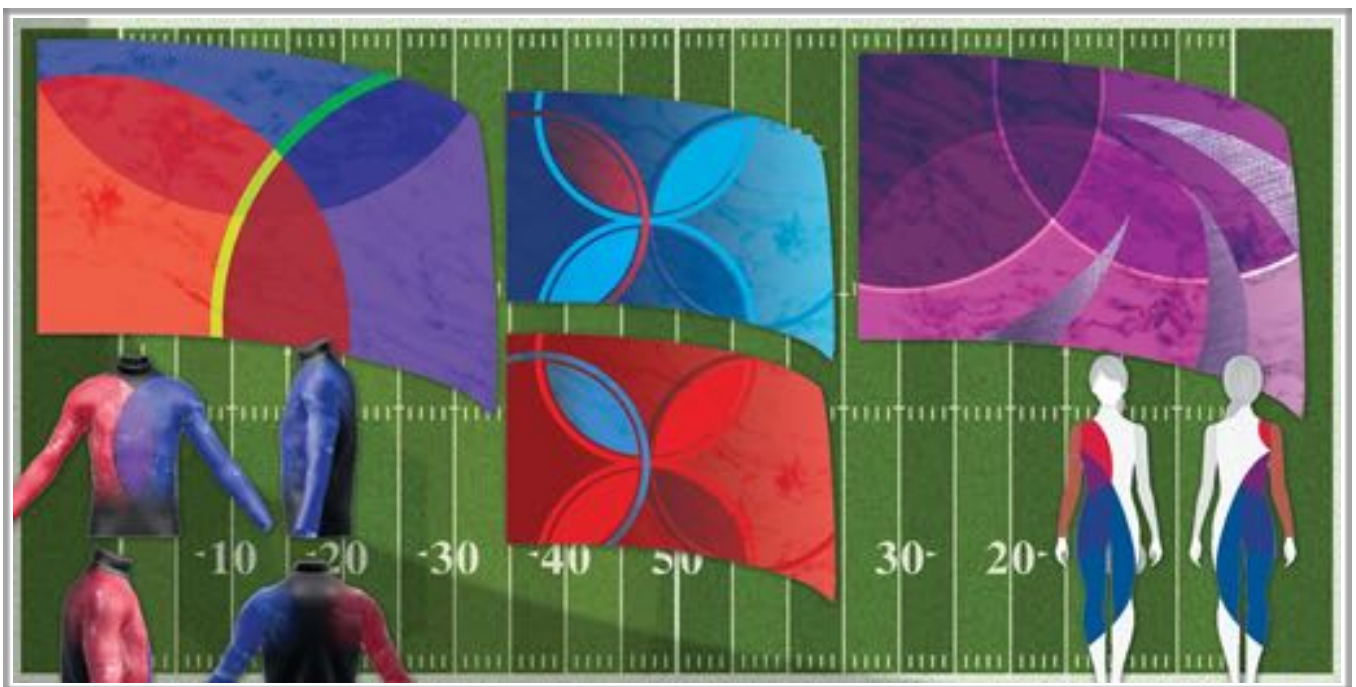
The overall set design for **VENN** involves circles of three various sizes and colors placed throughout the field. Their placement can be dictated by the size of the ensemble in order to create a more focused staging area. All of the circles are on wheels and can easily be moved to create different focal points on the field, and full redesign of the stage. As shown above the circles can represent individual ideas or be layered together to represent the overlapping of ideas. The original color scheme of **VENN** is another staple of the concept: overlapping thoughts and ideas can create something new and unique. The blue and red circles are meant to come together to create purple. The graphic above is an example of opening show placement - a random look to the field. Below the circles have joined together by the end of the production.



— UNIFORMS & FLAGS —



The uniform and flag designs for **VENN** involve the red, blue and purple color palette and the continuation of the circular theme as developed in the prop design. The **optional** musician top is yet another way to customize the visual design of this show. It features red and blue coming together with purple in the center whereas the color guard uniform is a more abstract play on the design. There are stark differences between the black background of the optional musician top and the white background of the color guard top to create strong definition on the performance field. The design of the musician top also allows for body choreography that takes advantage alternate blue and red sides of the top. All flag and uniform designs are available through Band Shoppe.



— OPENER EFFECTS —



The staging at the beginning of the show reinforces the idea of threes by having the pods of winds grouped together in trios. There are three soloists that should be framed by the props. Our design team can customize this show to feature your best soloists on ANY instrument! As each soloist enters, groups of color guard members are introduced with circle equipment to bring attention to the performer. The winds in pods begin to circle around the soloist and color guard groupings. All


of the visual focus is still circular and groups of threes. As the solo develops, the drill continues to develop and draw the eyes of the audience to the performer. This process is duplicated as each of the three soloists are introduced and continue with their thematic material throughout the opening section of this movement.



The culmination of the opener is when the units all come together into three concentric circles creating the first full Venn diagram at the first musical climax of the show. Color guard work is available including flags, weapons, and rings to create a trio of color guard units to accentuate the theme of the show. Our FMP designers can customize this show to fit ANY size color guard at any skill level. This show will work great with only flag work to sell the visual concepts of the show.



As the opener moves into the second segment, opportunities abound to take advantage of the variable color guard units and the front/back color variances in the band uniform. There are opportunities to restate the props throughout as there are multiple small ensemble moments written into the score. At the conclusion of the first movement, the full ensemble becomes encircled by the color guard (all on flag) for a nice visual statement to end the movement.



— BALLAD EFFECTS —

The ballad opens with small ensemble moments flanked on the field by small pods of three winds, continuing the idea of three ideas coming together to create something unique and different. As themes are explored throughout the ballad, the uniform top in the winds can be exploited for color effect. Show below are examples of staging that takes advantage of the color scheme of the



The ballad offers many opportunities to highlight the color guard as well with the blue and red flags created by Band Shoppe that can be grouped with coordinating colors in the winds. FMP also provides an optional weapons book that includes saber choreography for more advanced color guard groups. For a final variation in color, the back of the musician top is all block and provides a moment to clear the palette for the closer.



— CLOSER EFFECTS —



The closer immediately brings the whole ensemble together with a powerful unison statement both musically and visually. The color guard all transition to the purple flag that signifies the coming together of different ideas from previous portions of the show. As the opening trio returns with a reprise of the beginning, purple becomes the dominant color shown in both the flags and the props. Simple re-staging of the props at the end of the ballad and beginning of the closer help to bring the purple more into the audience's focus. The show ends by bringing the full ensemble together once again into a Venn diagram shape; however this time the color guard is all united with the purple flags.



Created with Pyware 3D®

THE END

