

SHED - DRAFT ONLY!

This exotic marching band show portrays the life and shedding cycle of a snake. The pre-show ambiance and show's introduction sets the stage for the hatching of eggs. Part 1 portrays the young snake; curious and playful. The confident and purposeful adult snake is characterized in Part 2. The shedding process begins in Part 3, first subtle then building drama and intensity when the old skin is finally removed. The Finale celebrates the gratifying vibrancy of the new skin with the snake returning to life as a bold solitary predator. The musical score is perfect for smaller bands with limited instrumentation and allows for percussion to shine. Even young colorguards can masterfully depict the easy to follow transformation of character, mood and color.

Show Outline

INTRO - *Eggs Hatching* - coming to life, cautious, small, slow moving, hidden, close together, etc.

- Unique looking/sounding, small groups, rhythmic colors in perc. w/soloist in winds...
- Slower tempo allows for marching to 8th note reasonably

PART 1 - *Young Snake* - curious, mischievous, playful, active, exploration, fast, quick

- Segued from Intro
- Groove like, playful (devious) and driving

PART 2 - *Adult Snake* - Confident, deliberate, stealth, purposeful, predator, slithering/moving methodically

- Slower/ballad like stuff with some melody but not a "love" chorale
 - Picking up speed/intensity at the end

PART 3 - *The Drama of Shedding* - Intense/building/dramatic

- Molting/sloughing/ecdysis) - shedding old skin becoming more vibrant and colorful
- The moment itself presents great opportunity for visual and musical effect

FINALE - *New and Reinvigorated* - Proud, triumphant, confident

- Props, costumes and flag reveal to a new and vibrant color

Sound EFX and Musical Effects

- "Hisses", "shhhhsss" and other acoustic sounds made by the band
 - BB's stirring in a metal bowl (ala the concert band work, [Voodoo](#) by Dan Buckvich)
- Rattles/shakers - in percussion and possibly carried by each band member
 - Rattles could be used by the guard to dance with as well

SHED - DRAFT ONLY!

- Rattles and other handheld “snake” like sounds could be placed behind any flats/backdrops as an effect
 - This would emulate hearing a snake “rattle” but not seeing it?
- Glissandos
- Portamentos
- Egyptian Scale
- Phrygian Mode
- “Panning” of sound from speaker to speaker
 - As if you don’t know where the snake is hidden
- Middle eastern instruments -
<https://www.native-instruments.com/en/products/komplete/world/middle-east/instruments/>
 - Unique woodwinds such as a bagama, tambur, zuma - Synthesizer/EWI can emulate
 - Ocarina/recorder may be more available to small/young bands?
 - Hand drums such as tabla, dombeck, etc.
 - Tambourines



SHED - DRAFT ONLY!

Molting/shedding/sloughing - also called *Ecdysis*

Skin shedding in reptiles is different. Instead of an ongoing process, reptiles shed skin periodically. Snakes are even more unique, because their skin usually comes off in one piece. If you've ever seen a snake skin, you know it looks like the snake just slithered right out of its skin, almost like taking off a sock! Scientists call this process ecdysis, although you may also sometimes hear the terms sloughing and molting. Scientists call this process ecdysis, although you may also sometimes hear the terms sloughing and molting. Snakes shed their skin to allow for further growth and to remove parasites that may have attached to their old skin. As a snake grows, its skin becomes stretched.

Additional Research/info

<https://www.merriam-webster.com/dictionary/ecdysis>

<https://en.wikipedia.org/wiki/Ecdysis>

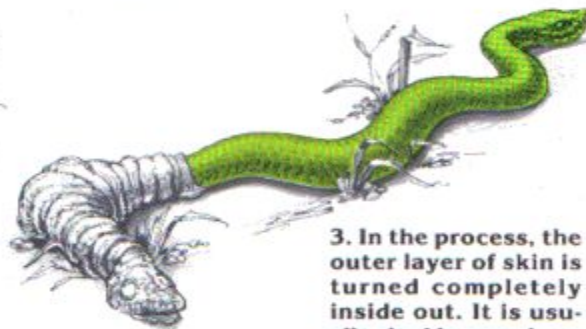
How A Snake Gets Out Of Its Skin



1. The snake begins by rubbing its head against something hard until the skin splits open . . .



2. Then by rippling the muscles of its body, the snake stretches the outer layer of skin and begins to wiggle out of it . . .



3. In the process, the outer layer of skin is turned completely inside out. It is usually shed in one piece.

SHED - DRAFT ONLY!

Snake Shedding 101

<http://www.reptileknowledge.com/articles/article8.php>

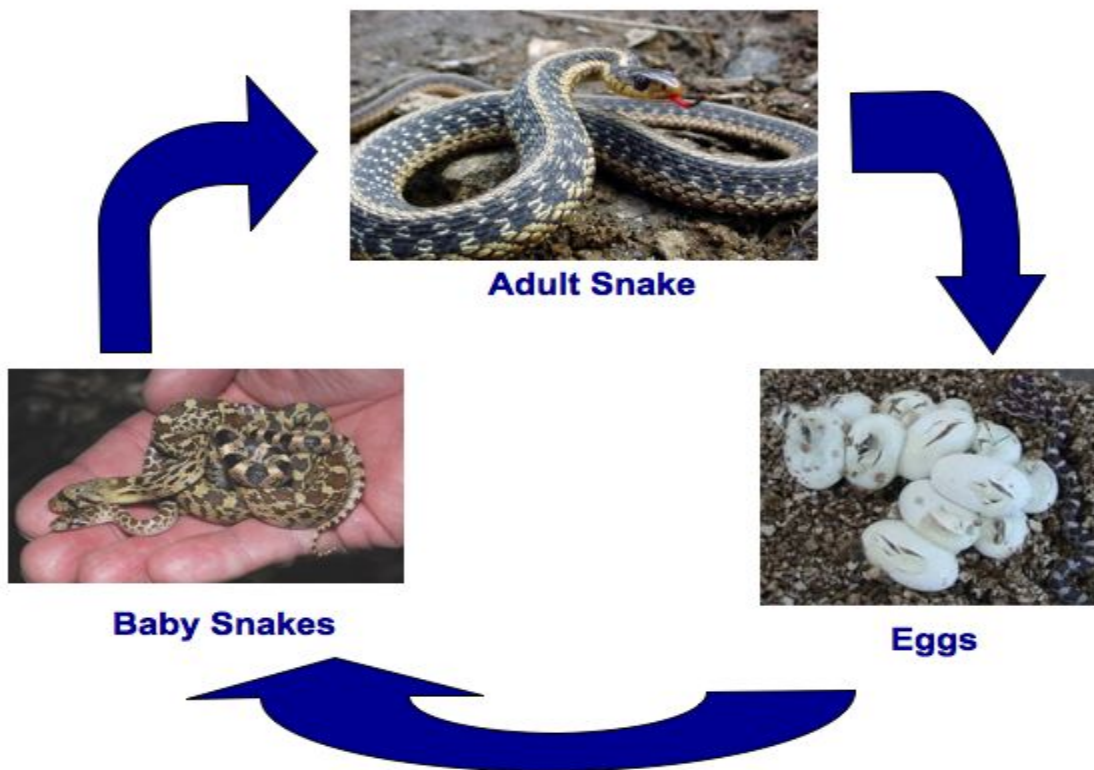
Life Cycle of Snakes

<https://animalsake.com/life-cycle-of-snake>

1. Egg
2. Young Snake
3. Adult Snake
 - a. Shedding

What is the ball python shedding cycle? Ball pythons go through a pre-shed stage that lasts for 1-2 weeks. Their skin will become dull and dark, and their belly may appear pink. When they enter the "blue phase," their eyes will appear milky-blue due to a buildup of fluid. This clears up, and your ball python will shed its skin within 72 hours.

Life Cycle of a Snake




SHED - DRAFT ONLY!

Props

Consider using the larger flat props on wheels. One side would have a snake skin image that is clear, will stand out on the green turf but not pronounced or vibrant. For the finale/end of the show, the backdrops would change to reveal a more vibrant snake skin color. This would happen one of three ways:

1. A layer of material/vinyl/nylon could be pulled off
2. The flat props could be rotated around to reveal a new, more vibrant snake skin print
3. A new color of vinyl/nylon/fabric etc.would be flipped over ala a “placard”

The larger frame on four (4) wheels is what is recommended.



Guard Costumes

Depending on budget and the number of members in the guard, there could be multiple colors/shades of costumes(three or four colors?). Or, the guard could be costumed all in the same color. The costume should contrast and stand out when compared to the uniform/costume of the band proper. The colors must also “pop” or stand out green grass and green turf. Lastly, they should be vibrant with and without stadium lights.

SHED - DRAFT ONLY!


Enhancements to Band Costume - Bands have many options for enhancements.

- *Option #1:* Add snake skin like enhancements to an existing costume such as depicted below:
- *Option #2:* Remove uniform/costume top to reveal a different color/print ala snake skin depicted below:

Flag Designs



SHED - DRAFT ONLY!



SHED - DRAFT ONLY!

