



Galileo, Galileo

Fannin Musical Productions

Galileo... Galileo... Galileo Figaro!

Fewer lines in popular music are more iconic or more widely known, and in *Galileo, Galileo* by Fannin Musical Productions, they're the jumping off point for a show which delivers at every level. A clever, unexpected musical tapestry is woven from Queen's *Bohemian Rhapsody*, Gustav Holst's *The Planets*, and Pink Floyd's famously spacey *Comfortably Numb*, to render the rebellious scientist as nothing less than a pop icon. Your students, audience, and the judging community alike will find this quirky production equal parts surprising, sophisticated, and delightful.

Copyright permission is required to perform this show.

Set Design




The props for Galileo, Galileo are designed to immediately set the offbeat mood of the show, and to be adaptable to your band's personnel and budget. For instance, as you can see in the examples above and below, a smaller band can arrange the field so that they create a smaller, more intimate stage while not being hemmed in.





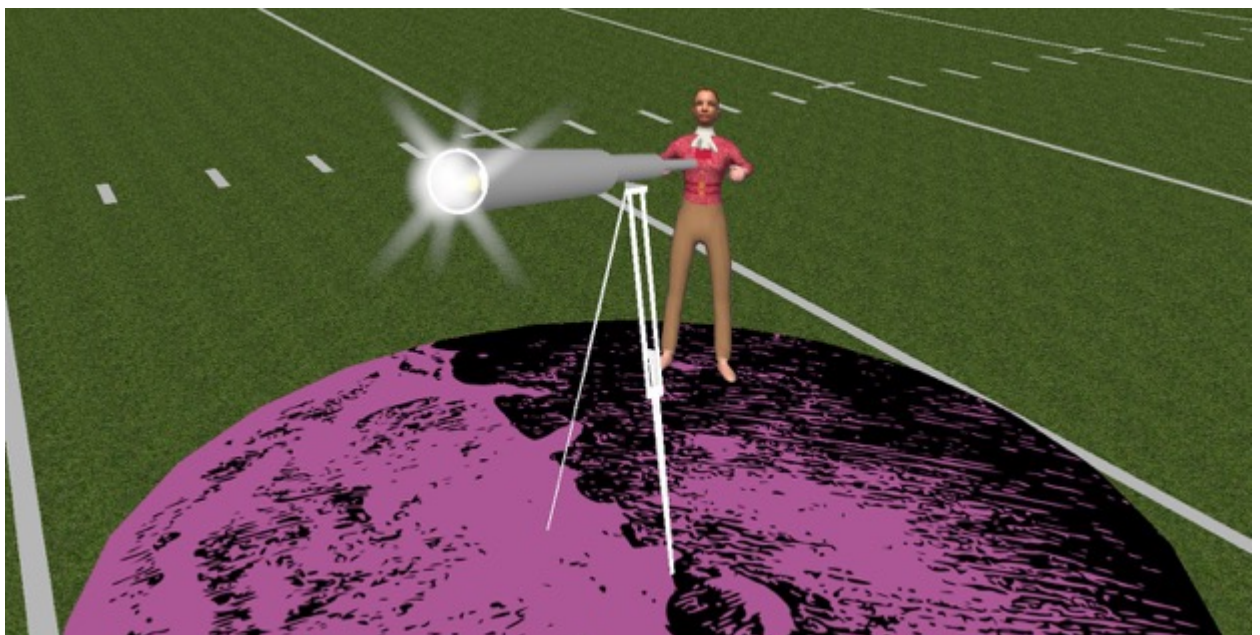
...and on the other hand, a larger band might not choose to utilize more props for an even larger visual effect appropriate to their stage presence.






The most unique and exciting prop in this show is a play on Galileo's most famous scientific contribution: making the first detailed observations of the moon and planets through a telescope. Our partners at Total Visual Design have created these simple, but highly effective faux telescopes from parts that can be purchased at any large hardware store, or online retailer. Detailed blueprints and/or build services are available.

The telescopes are designed to rotate 360 degrees, and most importantly, to conceal a very bright light which can be triggered on and off for various effects during the show. Essentially, our faux telescopes are in reality, spotlights!





Each telescope is staged on a digital print tarp which features Galileo's own sketches of the surface of the moon, but rendered on the bright, pop art colors which give this show its unexpected twist. High quality printing with fast turnaround available from Total Visual Design.

Finally, we have created a front sideline screen which allows for quicker, more elegant color guard equipment changes while immediately establishing our theme. Galileo is rendered here just as he is in our color guard design: as a pop culture superstar, reminiscent of Andy Warhol's famous work with Marilyn Monroe. High quality printing with fast turnaround available from Total Visual Design.



Costume Design & Flags



BAND SHOPPE® GUARD UNIFORM DESIGN FOR

JFM Galileo, Galileo

421965_A




EJF_LLL

OPENER



3 SILKS
CONNECTED BY
VISUAL MOTIFS &
COLOR PALETTE TO
COSTUMES, PROPS,
& EACH OTHER.



BALLAD



CLOSER






The bright colors and juxtaposition of Renaissance and Pop Art iconography continues in the guard design for *Galileo, Galileo*. By connecting the props to the costumes and flag silks via imagery and color we create the sort of seamless, through-designed integration that Visual Effect judges search for.

Movement 1 & 2 Effects




As the show opens, an extended musical idea in the front ensemble allows the remaining performers to be posed around the telescopes performing stargazing visuals to immediately set the scene. Color guard performers mime looking through telescopes—not yet lit up—to establish the character right away.






The woodwinds are the first to layer in, restaging from their opening set around the furthest forward of the telescope props. As they enter musically, the light behind them turns on to draw the eye and intrigue the viewers. Meanwhile, the remaining color guard begins to introduce our first silk, a relatively sedate design which will allow for the color intensity to increase as the show progresses further.





Soon the woodwinds are joined by a duet, and their telescope lights come on to again lead the eye directly where we want it to be. Though sketched here as a trumpets, our arrangers can create an opportunity for two of your most gifted students on any instrumentation.

Finally, the full ensemble joins the musical phrase for our first big impact moment of the show, a soaring statement of the main theme from *Bohemian Rhapsody*.





Movement 2 flows directly from Movement 1 and continues the opportunities for your best students to shine. Above, a saxophone feature with a soloist takes their turn in the spotlight to introduce a new musical idea, Holst's *Planets*.

Drill, choreography, and music come together to propel these two movements—collectively a long and exciting Opener for your show—to a dramatic conclusion that will bring your audience to their feet.




Movement 3 Effects



For Movement 3—the program’s ballad—the mood shifts in a calmer, but deeper and more intriguing direction with *Comfortably Numb* by Pink Floyd. Our second flag silk reflects all this with a cooler color palette and more brightly colored renditions of Galileo’s famed moon sketches. The melodic ideas layer in with the woodwinds first, allowing the brass to take on choreography responsibilities backfield with the telescope props.





A brass duet answers the woodwinds, reintroducing the brass timbre as the other brass performers begin restaging for the soaring musical impact of the ballad. Here, the telescope props demonstrate a new trick: turned to a steady beam and spun on their tripods, they create a strobing, kaleidoscope effect not unlike the twinkling of the stars—or the light show at a Pink Floyd show!





Finally, the hornline releases and the front ensemble takes over again, creating an intriguing outro to the movement in which the horns pose with the telescopes [now pointed away from the audience] and perform choreography which mimics stargazing and the powerful emotions it stirs.

Meanwhile, the drumline moves onto center stage, ready for the leading role in the beginning of the final movement.



Movement 4 Effects



Lead by the percussion, the musical score immediately picks up in tempo and energy, returning to the most rousing part of *Bohemian Rhapsody*. Galileo rejoins us on the closer silk, this time rendered in a striking, pop art magenta that turns up the intensity on the field immediately.

The drums are joined on the stage by another featured soloist—shown as a trumpet but adaptable for your ensemble’s needs—to take on the role of a defiant Freddie Mercury... or Galileo Galilei!





More and more of the hornline joins the driving melody, climaxing in a raucous, on-your-feet final impact in which the telescope props display their final trick: a rapidly flashing, disco-like strobe effect worthy of Queen themselves.

...and then, a lovely coda in the front ensemble in which two of your finest students leave the crowd smiling with the final notes of *Bohemian Rhapsody*, where the show began.



Fin.

Created with Pyware 3D®



