




How I Wonder...

FANNIN MUSICAL PRODUCTIONS
RQSS



Staring up into the gorgeous night sky creates such a state of wonderment. The universe is a powerful vast place and we are such a tiny part of it.

***How I Wonder* will visually utilize shooting stars, star shapes, and some of your favorite constellations as design motifs throughout.**

If your team chooses to utilize the oversized "star" props, we will literally create "connect-the-dot" type constellation shapes out on the field during some key musical moments.

This show combines visual beauty, great literature, and is a show that the entire audience can connect to.



@FANNINPRODUCTIONS

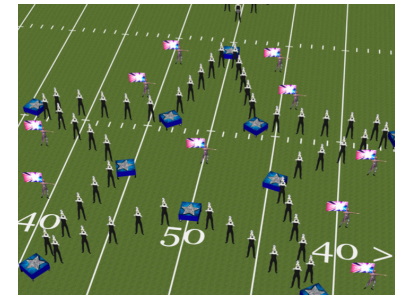
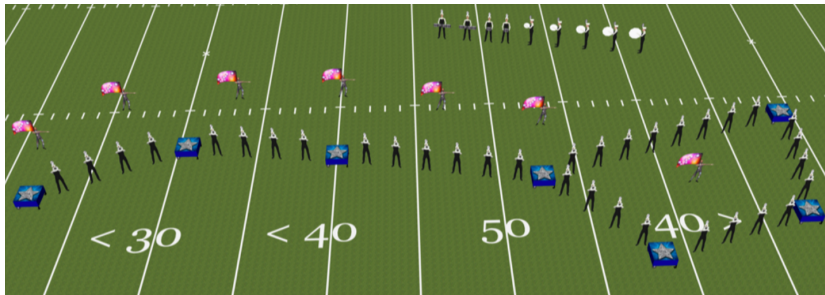


APPROACH #1

SIMPLE & EFFECTIVE



- **PROPS (7-10 moveable props-- 4 ft. X 4 ft.)**
 - Star flat stages or upright (buy frames & printed vinyl to cover)
 - Stages could be used as platforms or flats throughout show
 - Stars will be rearranged a few times throughout the show to create constellation & star shapes
 - Connect-the-dots
 - stars will be used to create "connect the dot" constellation shapes and stars at key musical moments.



APPROACH #2

ADVANCED PROPS

- **ADVANCED PROPS (if you have the resources)**
 - Star shaped props that stick up out of the ground
 - Lights can be used around the edges of the stars
 - Props would need wheels



Front Side Props (optional)


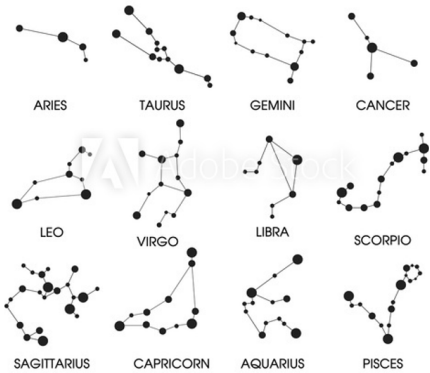
Split this design into 8 (4'X8') sections splitting the 50



Inspiration

RESEARCH & BRAINSTORMING

ZODIAC CONSTELLATIONS


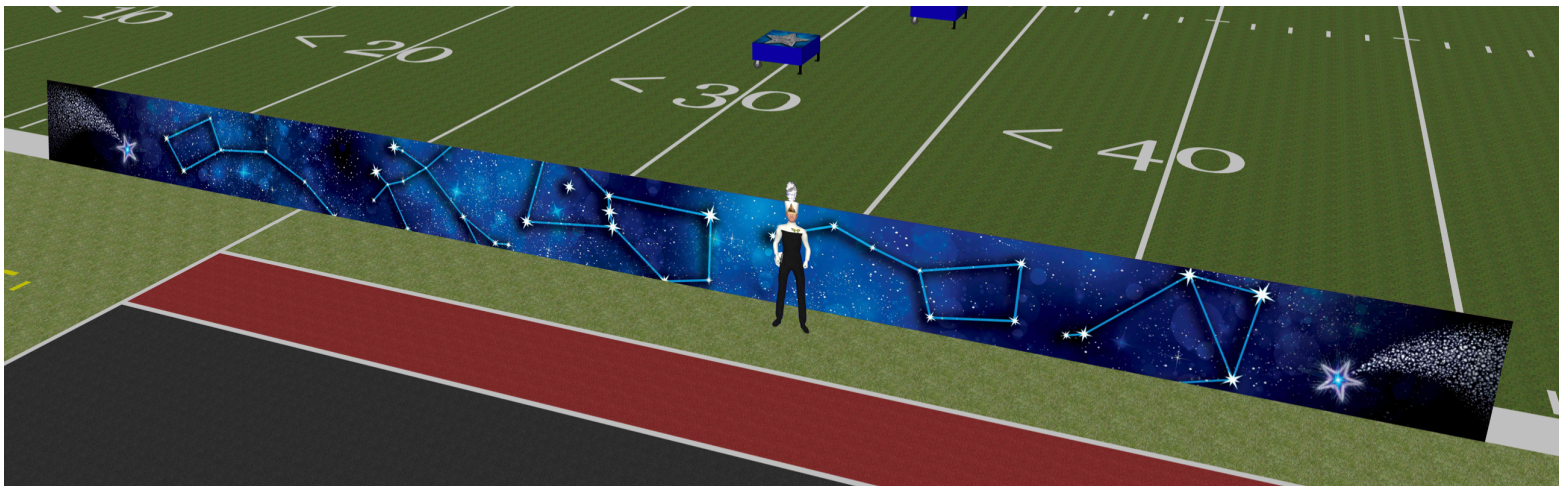



IMAGERY

- Star shapes
- Night sky
- Shooting stars, twinkle/twinkle
- Constellations
- Outer space, galaxy
- North star
- Pointint up to the sky
- Wish upon a star.

FIELD SET UP

STAR PROPS CAN BE ARRANGED IN MANY DIFFERENT CONFIGURATIONS: STARS, CONSTELLATIONS, ARCS, LINES, FRAMES





SET DESIGN

SET IDEAS

We will utilize 7-10 moveable square stages with a shining STAR graphic on the top of each one. (Another simple option is using flat walls instead of stages)

These frames could be purchased, or you could simply make a rolling square stage with large enough wheels to move around the field.
Frames would be covered with digitally printed vinyl.

*****If making in house, Be sure to get strong casters so they can be pushed on the field easily.***

I suggest all props being the same height off the ground but could be varied in height if desired.

ANOTHER OPTION: Create a STAR shaped stage/platform that has wheels under it (as opposed to square).

FRONT SIDE PROPS— OPTIONAL

They tie in the star & constellation images of the props, staging, and flags.



**PURCHASE PRINTED
VINYL, PROPS, FLAGS
FROM ROSIE QUEEN
@FIELDANDFLOORFX**

